


# SIZING RUGS

## TIPS & TRICKS

Most people shop for a rug based on its appearance and understandably so, but ultimately customers want rugs to enhance or at least complement an interior space. With that said, it's interesting to know that the size of a rug, not just its appearance, can change the dynamic of a room. A 5x8 rug and an 8x10 rug may both fit nicely inside a living room, but if placed properly, the bigger rug actually makes the room appear larger. Alternatively, a large room with multiple functions can use rugs to identify and divide sections of the room. The following charts serve as a guide for selecting the proper rug size for different rooms.



3X5

5X8

8X10

9X12

### RECOMMENDED RUG SIZES

---

Room Size	Rug Size
5' x 7' .....	3' x 5'
7' x 10' .....	5' x 8'
10' x 12' .....	8' x 10'
11' x 14' .....	9' x 12'
14' x 17' .....	12' x 15'

### COMMON RUG SIZES

---

3' x 5'  
5' x 8'  
8' x 10'  
9' x 12'  
12' x 15'

### TIPS & TRICKS

---

Define dimensions of room with measuring tape.

Keep at least 18 inches of bare floor exposed by the rug's edges.

Larger rugs can make a room appear bigger.


## LIVING ROOM

Selecting a rug for the living room usually comes down to three choices: 5x8, 8x10, or 9x12. Some size guides recommend that either all the furniture rests on the rug, or all the furniture, except for the coffee table, is placed completely off the rug. This will look fine, but one exception is the placement of the sofa. In our opinion, the front legs of a sofa can rest on the rug while the rest of the sofa is off the rug.



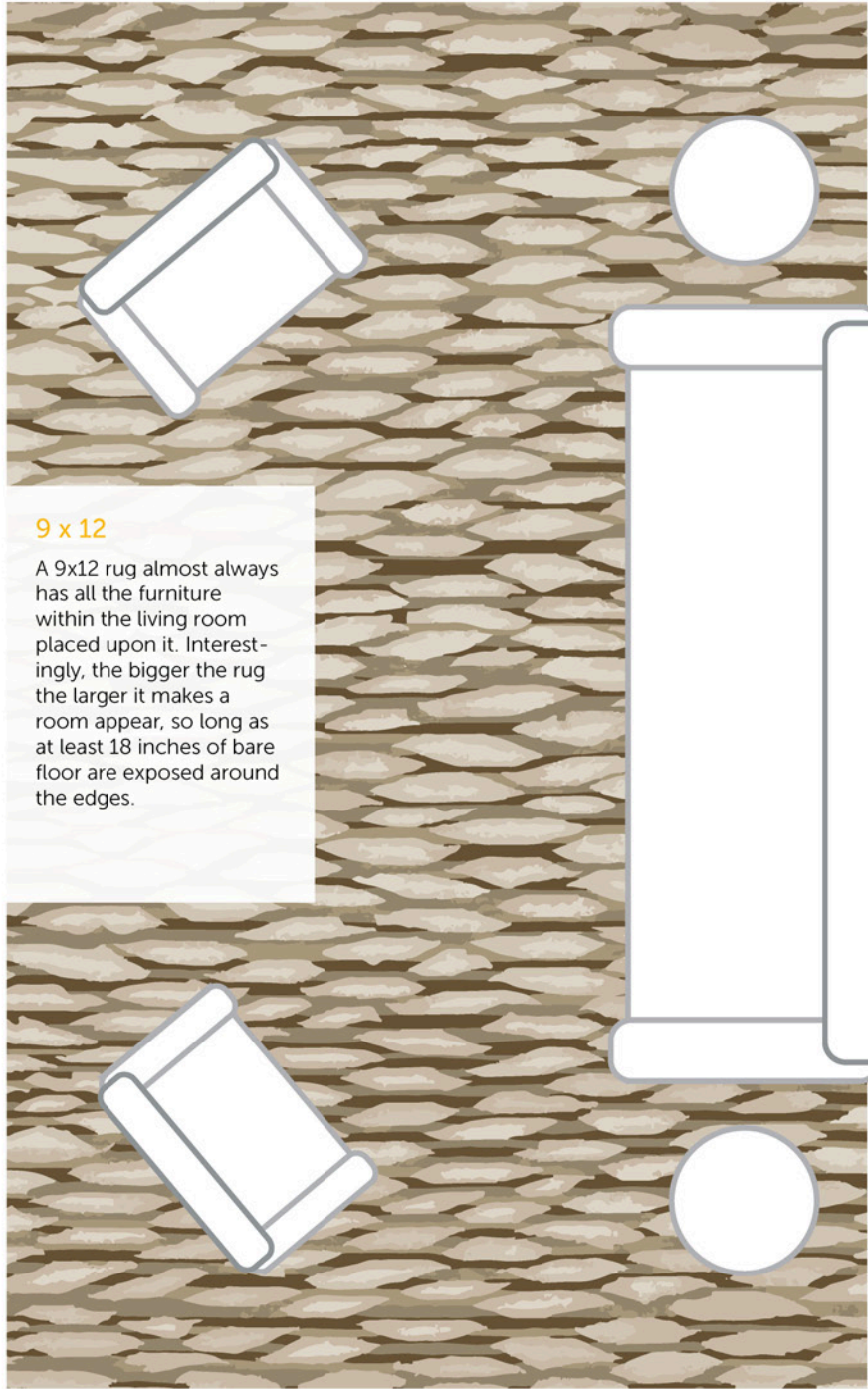
### 5 X 8

A 5x8 rug will typically be placed under the coffee table, with the rest of the furniture placed off the rug.



### 8 X 10

An 8x10 rug allows for the furniture to be placed on top of the rug, or completely off of the rug. It depends on the other furniture and dimensions of the living room.




### 9 x 12

A 9x12 rug almost always has all the furniture within the living room placed upon it. Interestingly, the bigger the rug the larger it makes a room appear, so long as at least 18 inches of bare floor are exposed around the edges.


## DINING ROOM

Selecting a rug size for the dining room is pretty straight forward - the legs of the chairs should sit comfortably on the rug, even when pulled out for people to sit. And remember, keep 18 inches of bare floor exposed on the edges of the rug.



### Round

Eight foot round rugs are a great choice for round dining tables with 4 to 6 chairs.




### 9 X 12

Typically a 9x12 or 8x10 rug will work under a dining table with 6-8 chairs.




## BEDROOM

For bedrooms, there are generally two different approaches. Rugs can be placed around the bed, with runners anchoring each side and a larger rug by the foot of the bed, or a rug can be placed horizontally under the bed with part of the rug exposed on each side.



### 5 X 8

5x8s have many applications in the bedroom. The rug can be placed horizontally near the top of the bed (see picture), vertically next to the side of the bed, or be placed horizontally near the top of the bed so only a portion of the rug is only exposed on the sides of the bed (better for 8x10s).



### 9 X 12

9x12 rugs should be placed horizontally under a bed. A large portion of the rug will be exposed around the top and sides of the bed. Similar to living rooms, the larger rug makes the room appear larger.